





**Kestrel Weather Station Quick Guide**











1. Turn on. Press 
2. Select Mode. Press  or 
3. Hold away from body
4. Read value
5. Repeat steps 2 – 4
6. Turn off. Press and hold 

**Transmitting a Weather Report**

1. Time taken
2. Location
3. Wind direction
4. Wind gust and average
5. Temperature and humidity

**Hints**

Shade unit with hand to record temp  
Do not obstruct the wind with your body

Mode	Hint	Icons
Wind Spd	SPd	
Max Gust	SPd	MAX 
Avg Speed	SPd	AVG 
Temperature	dEG	
Wind Chill	chill	 
Humidity	r.h.	 %
Heat Stress Index	H.I.	 % 
Dewpoint	d.P.	

**Estimating Wind Direction**

Smoke or a handful of dust thrown into the air will provide direction. N, S, E, W or NE, SE, NW, SW is adequate for the report.

**Finding North – Analogue Watch**

1. Hold the watch horizontal.
2. Point twelve towards the sun
3. Split the angle between the hour hand and twelve to find north

*Cut the instructions out, fold into quarters and place in your red book. The red book has formatted pages for recording weather observations in preparation for radio transmission.*